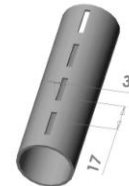




VERTICAL SLOTTED ROUND TUBE

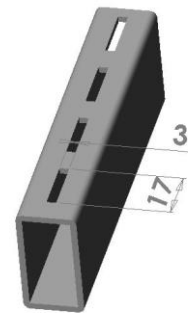
Tube Size	Thickness	Slot Size	Pitch
31.8 Dia	1.6	17 x 3	25.4 c-c
34.9 Dia	1.6	23.8 x 3	40 c-c
44.5 Dia	1.6	17 x 3	25.4 c-c
47.6 Dia	1.2	17 x 3	25.4 c-c



Either Single or Double Slot

RECTANGLE VERTICAL SINGLE SLOTTED TUBE

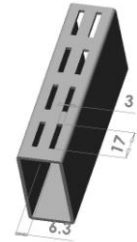
Tube Size	Thickness	Slot	Slot Size	Pitch
25.4 x 50.8	1.6	Single	17 x 3	25.4 c-c
25.4 x 50.8	1.6	Single	17 x 4	25.4 c-c
25.4 x 50.8	1.6	Single	25 x 5	50.8 c-c
34.9 x 19.1	1.6	Single	17 x 3	25.4 c-c
50.8 x 25.4	1.6	Single	17 x 3	25.4 c-c
50.8 x 25.4	1.6	Single	17 x 4	25.4 c-c
50.8 x 25.4	1.6	Single	25 x 5	40 c-c OR 50.8 c-c
50.8 x 25.4	1.6	Single	25 x 10	40 c-c OR 50.8 c-c
50.8 x 31.8	1.6	Single	H Slot	50.8 c-c
31.8 x 50.8	2.0	Single	25 x 5	50.8 c-c
50.8 x 31.8	2.0	Single	17 X 4	25.4 c-c






RECTANGLE VERTICAL DOUBLE SLOTTED TUBE

Tube Size	Thickness	Slot	Slot Size	Pitch
50.8 x 25.4	1.6	Double	17 x 3	25.4 c-c
50.8 x 31.8	1.6	Double	17 x 3	25.4 c-c
50.8 x 25.4	1.6	Double	17 x 4	25.4 c-c
50.8 x 31.8	2.0	Double	17 x 4	25.4 c-c



SQUARE VERTICAL SINGLE SLOTTED TUBE

Tube Size	Thickness	Slot	Slot Size	Pitch
19 x 19	1.6	Single	20 x 5	35 c-c
22.2 x 22.2	1.6	Single	17 x 3.5	25.4 c-c
25.4 x 25.4	1.6	Single	15 x 5	21 c-c
25.4 x 25.4	1.6	Single	17 x 3	25.4 c-c
25.4 x 25.4	1.6	Single	25 x 5	50.8 c-c
25.4 x 25.4	1.6	Single	25 x 10	50.8 c-c
31.8 x 31.8	1.6	Single	17 x 9.8	25.4 c-c
31.8 x 31.8	1.6	Single	30 x 12	60 c-c
31.8 x 31.8	1.6	Single	35 X 13	50.8 c-c
34.9 x 34.9	1.6	Single	17 x 4	25.4 c-c
38.1 x 38.1	1.6	Single	40 x 13.3	101.6 c-c





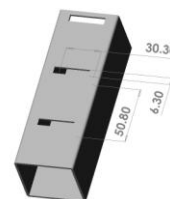
SQUARE VERTICAL DOUBLE SLOTTED TUBE

Tube Size	Thickness	Slot	Slot Size	Pitch
25.4 x 25.4	1.6	Double	13 x 2.5	25.4 c-c
25.4 x 25.4	1.6	Double	17 x 3	25.4 c-c
31.8 x 31.8	1.6	Double	17 x 3	25.4 c-c
31.8 x 31.8	1.6	Double	20 x 4	50.8 c-c
34.9 x 34.9	1.6	Double	17 x 3	25.4 c-c
34.9 x 34.9	1.6	Double	17 x 4	25.4 c-c
38.1 x 38.1	1.6	Double	17 x 3	25.4 c-c



SQUARE HORIZONTAL SLOTTED TUBE

Tube Size	Thickness	Slot	Slot Size	Pitch
50.8 x 50.8	1.6	Single	30.3 x 6.3	50.8 c-c
25.4 x 25.4	1.6	Single	15.5 x 3.0	20 c-c OR 25.4 c-c



All 17 x 3 double slots are 6.3 between

We can also do 40 c-c of most tube